





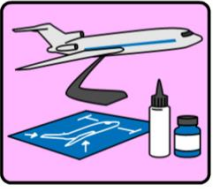
Year 6

Crumble – Tiger Trap

	Key Objectives	Start of unit	End of unit
Design 	<p>Can I communicate ideas in a range of ways, including by sketches and drawings which are annotated?</p> <p>Can I communicate my ideas, and also alternative ideas which show that I am aware of the constraints on my ideas?</p> <p>Can I begin to assemble pneumatic systems?</p> <p>Can use a hand drill with supervision?</p>		
Functionality & Technology 	<p>Can I cut materials with precision and refine the finish with appropriate tools?</p> <p>Can I say which tools to use for a particular task and show knowledge of handling the tool?</p>		
Nutrition			
Evaluate 	<p>Can I test and evaluate my products, with the intended use in mind?</p>		

Year 6 Textiles

Combining Different Fabric Shapes

	Key Objectives	Start of unit	End of unit
Design 	Can I communicate ideas in a range of ways, including by sketches and drawings which are annotated?		
	Can I design and create a simple textile product (e.g., a cushion, small bag, or decorative wall hanging) by following a pattern or set of instructions?		
Functionality & Technology 	Can I demonstrate basic sewing techniques such as threading a needle, tying knots, and making basic stitches (including running stitch, backstitch, and whip stitch)?		
	Can I identify and properly use various textile tools (e.g., scissors, pins, needles, measuring tape) and materials (e.g., different types of fabric, thread) safely and effectively?		
Nutrition			
Evaluate			